

SNAPE GARDENING CLUB - NEWS



ISSUE NO 38 | AUGUST 2025 |

How can we already be coming into the last month of Summer? It's been a strange season with the usual growth patterns of our trusty perennials being decidedly altered and then the curve ball of the hosepipe ban.....it really is a "suck it and see" time for our gardens and allotments!! However, some things are reliable, and here is the newsletter.....lots of ideas and advice this month and we are looking forward to "members open gardens" and our social get-together later in the month. Do send in your photos of gardens visited and unusual plants for us all to admire..... happy reading everyone x

HYDRANGEA ANOMALA - Climbing hydrangea



Primarily suited to a North or East facing wall.

As with all plants there are different varieties...deciduous, evergreen & hardy & the climbing hydrangea is no different.

Although they can be slow to get going, once established they are vigorous & beautiful.

Flowers are produced on last year's shoots, so prune now to allow them to develop flowering wood for next year.

- CUT BACK ANY LONG SHOOTS
- PRUNE BACK OTHER SHOOTS TO A LEAF BUD TO KEEP THE SHRUB IN ITS SPACE!
- IT CAN BE HARD PRUNED IN SPRING, BUT FLOWER PRODUCTION WILL BE MUCH LESS, SO DO IT GRADUALLY
- PRUNING GROUP 11

Aerial roots provide "self-clinging" ability BUT mature shrubs are heavy so a trellis when planting can be advisable!

WHAT'S INSIDE THIS MONTHS ISSUE.....

- AROUND THE WORLD
- DO YOU KNOW THE ANSWER?
- JOBS TO DO


PLUS SO MUCH MORE...



Send us a photo, recommend a place to visit or have a query we'll do our best to help.....

- GIVE IT A TRY -

dearworzel@gmail.com






**Do you know the answer
– Where in the world?**

- On which continent did broccoli originate?
- From which country do chrysanthemums originate?
- From which country do crocosmia, nerines and gladioli originate?
- Where do tulips originate?


(answers on the next page)



**HOSEPIPE
BAN.....**

*If you fall into one or more of
these categories you are exempt
from the hosepipe ban.....but
please be waterwise!*

- *Yorkshire Water Priority Services Register*
- *WaterSure Tariff for medical reasons*
- *Registered Disabled*
- *Blue Badge Holder*



Camellia & Rhododendron Care

The acid loving evergreen shrubs are needing moisture.....Water and feed through August as this is when the tiny flower buds in the tips of the stems start to develop. If the soil is dry, they won't form properly, so keep the roots moist at all times.



Our main supplier for perennials, shrubs & trees, is one we have used for 9 year's. They embody exactly what we look for – consistently high quality, fair prices, reliability & excellent customer service. We've many long standing & successful supplier relationships.....but we're always looking for fresh opportunities.....because we can't resist something special (such as Mirebeck Nurseries) We're ready to diversify our product range, or we're experiencing a drop off in the quality, pricing, reliability or service from an existing supplier. You'll see a new range of alpines on our benches this Summer – we hope you like them as much as we do.

The start of the school holidays and the imposition of a hosepipe ban meant we were bound to get plenty of rain at the end of July! Our plants have certainly enjoyed the wet, warm conditions recently. We've restocked our perennial benches & supplemented our shrubs. Among the larger specimens are hydrangea paniculate "limelight" & eucalyptus "blue ice". Our star buys however, are the lovely malus (crab apple) trees which are superb value at £14.99. We've also a couple of new ranges of outdoor pots....."infinity" & "riley" offer a choice of colours, styles & sizes.



We've been at the Harrogate "home & gift buyers festival". Rest assured, we've absolutely no intention of becoming a gift shop! Plants will always be our priority. Gardening is seasonal however, whereas the Arboretum is a year round attraction & we do need to make the most of the visitor footfall. Also, if we can offer a convenient & pleasant shopping opportunity for local residents looking to purchase a card or a gift.....then that's an aspiration too. We'll soon have a new range of greeting cards, produced by a lovely East Yorkshire husband & wife team, bouquets of dried flowers & dried flower wreath making kits, & some intriguing murder mystery games. We've just started stocking the "squelch" range of transparent wellies, welly socks, water shoes & flip flops for kids & have expanded the range of "plus-plus" construction kits. Hopefully these carefully chosen products represent a little bit of something for everyone & of course the "gardening club" discount isn't just for gardening related purchases!



Attention All!!!

Our next meeting is on Wednesday 20th August.
This is our stroll around the members gardens in Snape, finishing with supper & a get-together at Tilia House.

- Please let David know if you can open your garden for us to enjoy

It's a "faith supper" so please bring along a contribution as usual.....& please RSVP to Sarah.

Please don't worry about having a "perfect" garden....this isn't what it's all about.....getting together and having a wander!

LAVENDERS BLUE DILLY DILLY



Lavender needs regular pruning to maintain its health & vigour.....with correct care this shrub can live for 20 year's!



English "hardy" lavender – prune when they've finished flowering towards the end of the month.....

French "half-hardy" lavender – deadhead & tidy and never prune after the end of the month.....



It's important to know if you have English or French.....

Traditional advice used to be that you should never cut into the old wood. However, opinions have changed and gardeners are now told to cut back to about 22cm (9ins). What is critical, is that you cut to just above a group of new shoots. Go any lower and the lavender will die. (Thompson-Morgan)

ARE YOU BRAVE ENOUGH TO GIVE IT A GO!!!!!!

AUGUST JOBS TO BE GETTING ON WITH..... KEEP GOING WITH THE DEADHEADING...FEEDING** & WEEDING

Prune Summer fruiting raspberries – cut all canes that have fruited to ground level, leaving the new canes to develop for next years fruit.

Plant on rooted strawberry runners

Prune rambling roses – removing up to a 1/3 of flowered stems & tie in the remaining into supports.

Save your herbs by drying

Cut evergreen hedges into good shape & order – doing this in August allows the cut shoots to harden off before the weather cools & there is a frost risk!

Keep an eye out for aphids on the underside of leaves.

Finish dividing clumps of bearded iris so new roots & flower buds have time to form.

Sweetcorn's are ready to harvest when you pop a corn with your nail & the juices are milky!

****If you are feeding your plants – don't feed a thirsty plant – it will cause further dehydration due to reverse osmosis!! So, feed after watering & consider using half strength feed ratio.**

As penstemon flowers fade, cut back to just above a leaf to encourage more flowers.



Journeys around the world.....This month we're off to Italy.....from municipal bedding to stunning gardens.....what a treat.....thank you for sending them in x

